



The Western States Equestrian Drill Team Association

Drill Maneuver

Descriptions and Diagrams



Western States Equestrian Drill Team Association



Basket Weave.....	1
Box Cross.....	1
Charro.....	1
Chevron.....	1
Circle.....	1
Column of Ones.....	2
Column of Twos.....	2
Column of Threes.....	2
Column of Fours.....	2
Column Roll Back.....	2
Company Front.....	2
Crack the Whip.....	3
Diamond Cross.....	3
Donut.....	6
Double Thread.....	8
Double Wedding Ring.....	3
Egg Beater.....	3
Figure Eight.....	3
Four Leaf Clover.....	4
Four Spoke.....	4
Four Way Cross.....	4
Heart.....	4
Herringbone.....	5
Interlocking Circles.....	5
Interlocking Fan.....	5
Itsy Bitsy Spider.....	5
Lace the Boot.....	6
Liberty Gate.....	6
Mock Figure Eight.....	6
Null & Void.....	6
Oblique.....	6
Peel the Apple.....	8
Pinwheel.....	7
Pole Bend.....	7
Posse Roll.....	7
Single File Cross.....	7
Single Line Abreast.....	2
Single Spoke.....	7
Spiral.....	8
Split.....	8
Suicide Charge.....	8
Suicide Wheel.....	8
Sweep.....	9
Three Spoke.....	9
Touch & Go.....	9
Weave.....	9
Wedge.....	1
Zipper.....	10



Western States Equestrian Drill Team Association

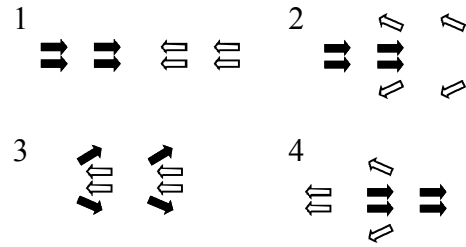


Drill Maneuvers

Basket Weave

Columns approach from opposite directions and weave back and forth by passing thru each other. One column separates while the other column rides thru and then vice-versa until all sets have passed.

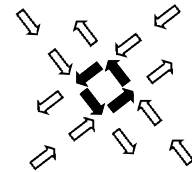
Variations: Varying number per column.



Box Cross

Four columns of one or more riders cross directly behind the rider(s) in front of them forming a box.

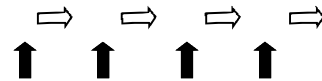
Variations: Single file, 2s, 4s, etc.



Charro

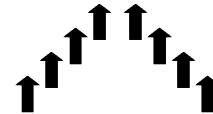
A column of riders is passed through by another set of riders.

Variations: Number of riders in the column and number of riders in the set.



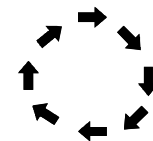
Chevron or Wedge

Any number of riders form a moving point or wedge. One or two riders may lead and spacing should be consistent with an oblique.



Circle

A closed plane curve with every rider equal distance from a fixed center. Riders may be in single file, pairs, or any other combination.





Western States Equestrian Drill Team Association



Drill Maneuvers

Single File Line or Column

A single file line of riders with equal distance between each rider maintaining the same track.



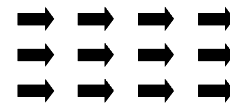
Column of Twos or Pairs

A column of pairs, side by side, with equal distance between each rider maintaining the same track.




Column of Threes

A column of threes, side by side, with equal distance between each rider maintaining the same track.



Column of Fours

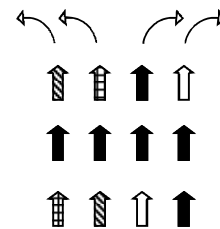
A column of fours, side by side, with equal distance between each rider maintaining the same track.



Column Roll Back

Outside riders at the front of a column circle outwards to the rear of the column. The adjacent riders immediately follow and end up reversing positions with the first riders. The next set repeats the roll.

Variations: Number of riders per set. Number of riders per roll back (roll back by pairs don't reverse positions).



Company Front or Single Line Abreast

Each rider, side by side, moving in the same direction .





Western States Equestrian Drill Team Association

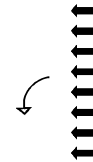


Drill Maneuvers

Crack the Whip

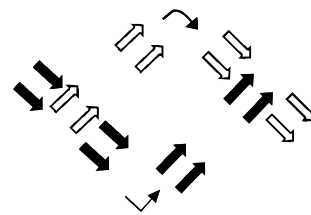
Riders in a single line abreast circle in one direction as a unit using one side of the line as a pivot point.

Variations: Number of riders



Diamond Cross

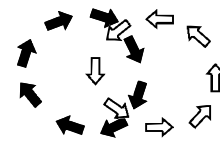
Two lines, crossing ahead of or behind each on-coming set of rider(s), proceed to a certain point, then turn 45 degrees to cross again. Variations: Single file, 2s, 4s, etc. and approach from various directions.



Double Wedding Ring

Riders in two independent interlocking circles both circling in opposite directions. Riders do not change circles.

Variations: Number of riders abreast



Egg Beater

Riders in two independent interlocking circles both circling in the same direction. Riders do not change circles.

Variations: Number of riders abreast

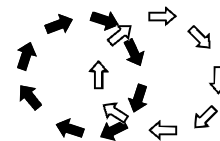
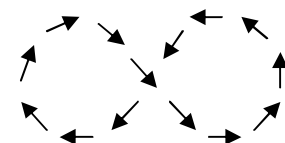


Figure Eight

Riders form two different circles which connect but don't overlap. Riders change circles every revolution.

Variations: single file, 2s, etc.





Western States Equestrian Drill Team Association

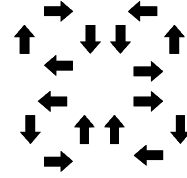


Drill Maneuvers

Four Leaf Clover

Riders in four closed plane curves equal distance from a fixed point.

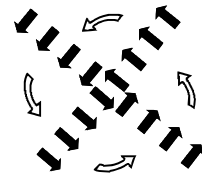
Variations: single file, 2s, etc; interlocking, meshing, with a box cross.



Four Spoke

Four columns of riders in a closed plain curve with every set of riders equal distance from a fixed center.

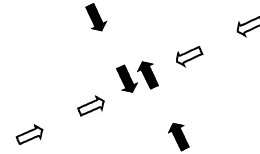
Variations: 2s, 4s, etc.



Four Way Cross

Four columns cross alternately. One set from two opposite columns pass by each other then one set from the two remaining columns pass each other behind the set from the other columns crossing alternately until all sets have crossed. This is not a Box Cross.

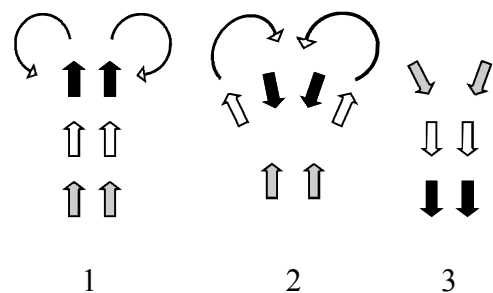
Variations: single file, 2s, etc.



Heart

The first set in a column separate and form a set in the reverse direction. The remaining sets separate and ride outside of the first set then turn in and form sets following the first set.

Variations: Number of riders per set.



Drill Maneuvers

Herringbone or 45 Degree Ride Through

Two lines of riders canted at 45 degrees ride through a similar line traveling the opposite direction.

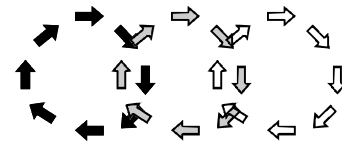
Variations: Number of riders per set and number of lines.



Interlocking Circles

Multiple circles overlapping or interlocking.

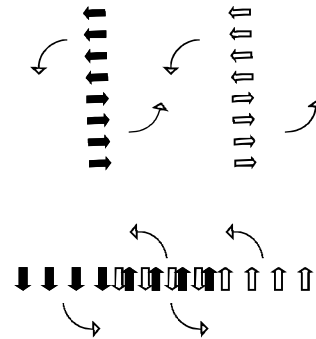
Variations: Number of circles and riders per set.



Interlocking Fan

Two pinwheels, with distance between each rider, circle in the same direction. Half of each pinwheel will cross with the other pinwheel momentarily forming a single line abreast. During the cross, inside riders are alternately facing opposite directions and outside riders remain in the same direction.

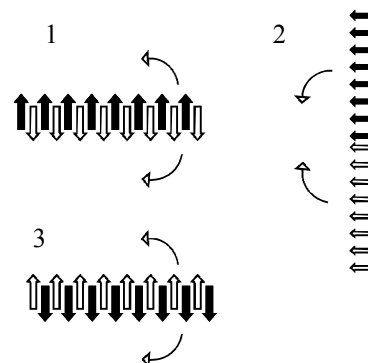
Variations: Number of riders in pinwheel



Itsy Bitsy Spider

Two lines abreast, facing opposite directions, mesh together. The end riders on the same end of each line begin opposite circles. The lines complete 180° turns and come back to form one line. The pivot riders now become swing riders and begin circles in the other direction. A minimum of two 180° turns is required.

Variations: Number of riders in each line





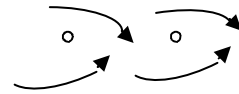
Western States Equestrian Drill Team Association



Drill Maneuvers

Lace the Boot

Two lines traveling in the same direction weave through each other around an imaginary point.



Variations: Single file, 2s, 3s, etc.

Liberty Gate or Donut

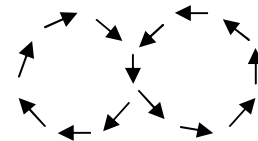
A single line abreast splits in half with each newly formed set circling away from the other. The riders which were on the ends of the original line become pivots for their respective sets. Each set must complete a 360° turn at the least.



Variations: Number of riders

Mock Figure Eight

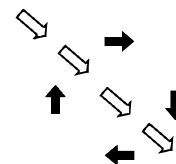
Riders form two different circles which connect but don't overlap. Riders do NOT change circles.



Variations: single file, 2s, etc.

Null & Void

Independent circle(s) crossed by a column(s) passing in front of or behind each approaching rider.



Variations: single or multiple columns, multiple circles, 2s, etc.

Oblique

Two or more riders with diagonal spacing. Lateral alignment may be from nose to knee or nose to hip.



Variations: 2s, 4s, 6s, etc.



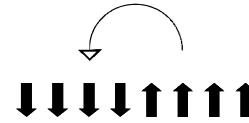
Western States Equestrian Drill Team Association



Drill Maneuvers

Pinwheel or Single Spoke

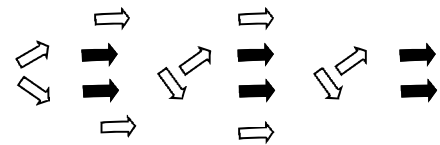
Two columns of riders in a closed plane curve with every set of riders equal distance from a fixed center point. *Variations: Singles, 2s, 4s, & 8s.*



Pole Bend

Columns of riders stand stationary as another column of pairs weave through the stationary pairs.

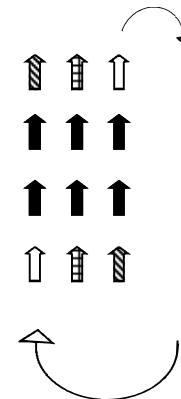
Variations: Number of riders in the stationary sets, number of riders in weaving sets, and stationary sets spread apart.



Posse Roll

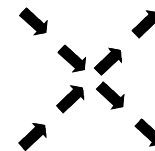
Sets of riders at the front of the column circle or roll back independently to the end of the column. Prior to falling in place at the end of the line, riders reverse order. The next set follows the first.

Variations: Number of riders in the set, number of sets, and distance between sets.



Single File Cross

Single file lines crossing ahead of or behind each on-coming rider. Riders may approach from any angle.





Western States Equestrian Drill Team Association



Drill Maneuvers

Spiral or Peel the Apple

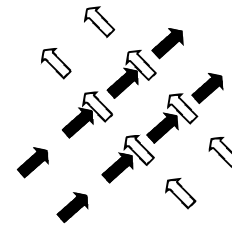
A single file line formed into one large circle. The lead rider gradually moves to the center of the circle essentially decreasing the size. Once near the center, the lead rider reverses the direction of the circle and passes the following riders on the outside. Spacing between riders should be consistent.



Split or Double Thread

Columns of twos or pairs separated by a fixed distance cross with another column separated in the same fashion.

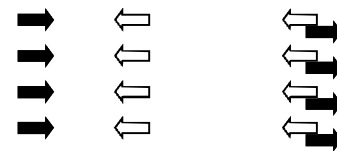
Variations: Two or four separated columns.



Suicide Charge

Two lines of riders abreast approach and pass thru each other. Lateral spacing between riders may vary.


Variations: Multiple lines.



Suicide Wheel

Riders in one line, alternately facing opposite directions, move forward into two distinct pinwheels with the four inside riders acting as pivots. These pinwheels will move in opposite directions with distance between each rider and cross thru each other at two points in the circle.

Variations: 2s, 4s, etc.





Western States Equestrian Drill Team Association

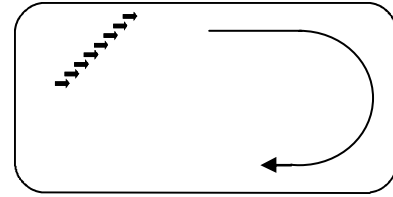


Drill Maneuvers

Sweep

Riders in an oblique traveling the perimeter of the arena. Riders must travel a distance equal to or greater than half the circumference of the arena.

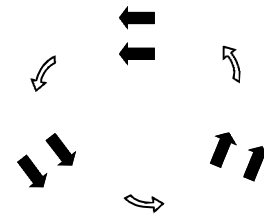
Variations: Number of riders



Three Spoke

Three sets of riders with equal distance between sets circling in the same direction.

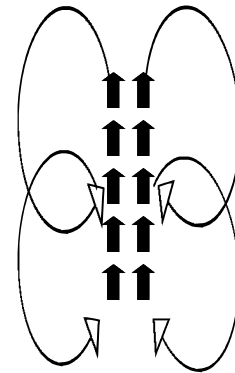
Variations: Number of riders per set.



Touch and Go

The front set of riders in a column split and circle back. They briefly form up with a middle set in the column and then circle back to form up the original set at the end of the column.

Variations: Number of riders per set.



Weave

Two columns of riders approach from opposite directions and weave through each other.

Variations: Single file, 2s, 4s, & multiple columns from both directions.





Western States Equestrian Drill Team Association



Drill Maneuvers

Zipper

Riders form one stationary line, alternately facing opposite directions. The two end riders on the same end move forward and complete a 270° turn to pair up and travel thru the remaining riders. Remaining riders will follow the original two riders.

Variations: Riders from the near or far end of the beginning of the zipper may start the process.

